

General information about company	
Scrip code	532780
NSE Symbol	PARSVNATH
MSEI Symbol	NOTLISTED
ISIN	INE561H01026
Name of the company	PARSVNATH DEVELOPERS LIMITED
Whether company is SME	No
Class of Security	Equity Shares
Type of report	Quarterly
Quarter Ended / Half year ended/Date of Report (For Prelisting / Allotment)	31-12-2024
Date of allotment / extinguishment (in case Capital Restructuring selected) / Listing Date	
Shareholding pattern filed under	Regulation 31 (1) (b)
Whether the listed entity is Public Sector Undertaking (PSU)?	No



Declaration					
Sr. No.	Particular	Yes/No	Promoter and Promoter Group	Public shareholder	Non Promoter- Non Public
1	Whether the Listed Entity has issued any partly paid up shares?	No	No	No	No
2	Whether the Listed Entity has issued any Convertible Securities ?	No	No	No	No
3	Whether the Listed Entity has issued any Warrants ?	No	No	No	No
4	Whether the Listed Entity has any shares against which depository receipts are issued?	No	No	No	No
5	Whether the Listed Entity has any shares in locked-in?	No	No	No	No
6	Whether any shares held by promoters are pledge or otherwise encumbered?	Yes	Yes		
7	Whether company has equity shares with differential voting rights?	No	No	No	No
8	Whether the listed entity has any significant beneficial owner?	Yes			



**Table VI - Statement showing foreign ownership limits**

<b>Particular</b>	<b>Approved limits (%)</b>	<b>Limits utilized (%)</b>
As on shareholding date	100	0.59
As on the end of previous 1st quarter	100	0.63
As on the end of previous 2nd quarter	100	0.73
As on the end of previous 3rd quarter	100	0.57
As on the end of previous 4th quarter	100	0.59



Table I - Summary Statement holding of specified securities											
Category (I)	Category of shareholder (II)	Nos. Of shareholders (III)	No. of fully paid up equity shares held (IV)	No. Of Partly paid-up equity shares held (V)	No. Of shares underlying Depository Receipts (VI)	Total nos. shares held (VII) = (IV)+ (V)+ (VI)	Shareholding as a % of total no. of shares (calculated as per SCRR, 1957) (VIII) As a % of (A+B+C2)	Number of Voting Rights held in each class of securities (IX)			
								No of Voting (XIV) Rights			Total as a % of (A+B+C)
								Class eg: X	Class eg:y	Total	
(A)	Promoter & Promoter Group	11	217992826			217992826	50.09	217992826		217992826	50.09
(B)	Public	119077	217188344			217188344	49.91	217188344		217188344	49.91
(C)	Non Promoter-Non Public										
(C1)	Shares underlying DRs										
(C2)	Shares held by Employee Trusts										
	Total	119088	435181170			435181170	100	435181170		435181170	100



Table I - Summary Statement holding of specified securities													
Category (I)	Category of shareholder (II)	No. Of Shares Underlying Outstanding convertible securities (X)	No. of Shares Underlying Outstanding Warrants (Xi)	No. Of Shares Underlying Outstanding convertible securities and No. Of Warrants (Xi) (a)	Shareholding, as a % assuming full conversion of convertible securities ( as a percentage of diluted share capital) (XI)= (VII)+(X) As a % of (A+B+C2)	Number of Locked in shares (XII)		Number of Shares pledged or otherwise encumbered (XIII)		Number of equity shares held in dematerialized form (XIV)	Sub-categorization of shares		
						No. (a)	As a % of total Shares held (b)	No. (a)	As a % of total Shares held (b)		Sub-category (i)	Sub-category (ii)	Sub-category (iii)
(A)	Promoter & Promoter Group				50.09			43862000	20.12	217992826			
(B)	Public				49.91					201774790	0	0	0
(C)	Non Promoter-Non Public												
(C1)	Shares underlying DRs												
(C2)	Shares held by Employee Trusts												
	Total				100			43862000	10.08	419767616	0	0	0



Table II - Statement showing shareholding pattern of the Promoter and Promoter Group											
Sr.	Category & Name of the Shareholders (I)	Nos. Of shareholders (III)	No. of fully paid up equity shares held (IV)	No. Of Partly paid-up equity shares held (V)	No. Of shares underlying Depository Receipts (VI)	Total nos. shares held (VII) = (IV)+(V)+(VI)	Shareholding as a % of total no. of shares (calculated as per SCRR, 1957) (VIII) As a % of (A+B+C2)	Number of Voting Rights held in each class of securities (IX)			
								No of Voting (XIV) Rights			Total as a % of Total Voting rights
								Class eg: X	Class eg:y	Total	
A	Table II - Statement showing shareholding pattern of the Promoter and Promoter Group										
(1)	Indian										
(a)	Individuals/Hindu undivided Family	10	192605834			192605834	44.26	192605834		192605834	44.26
(d)	Any Other (specify)	1	25386992			25386992	5.83	25386992		25386992	5.83
Sub-Total (A)(1)		11	217992826			217992826	50.09	217992826		217992826	50.09
(2)	Foreign										
Total Shareholding of Promoter and Promoter Group (A)=(A)(1)+(A)(2)		11	217992826			217992826	50.09	217992826		217992826	50.09
B	Table III - Statement showing shareholding pattern of the Public shareholder										
(1)	Institutions (Domestic)										
(d)	Banks	1	20			20	0	20		20	0
(e)	Insurance Companies	1	4256			4256	0	4256		4256	0
(i)	NBFCs registered with RBI	4	967551			967551	0.22	967551		967551	0.22
Sub-Total (B)(1)		6	971827			971827	0.22	971827		971827	0.22
(2)	Institutions (Foreign)										
(d)	Foreign Portfolio Investors Category I	4	17906258			17906258	4.11	17906258		17906258	4.11
(e)	Foreign Portfolio Investors Category II	1	420095			420095	0.1	420095		420095	0.1
Sub-Total (B)(2)		5	18326353			18326353	4.21	18326353		18326353	4.21
(3)	Central Government / State Government(s)										
(a)	Central Government / President of India	1	2020			2020	0	2020		2020	0
Sub-Total (B)(3)		1	2020			2020	0	2020		2020	0
(4)	Non-institutions										
(f)	Investor Education and Protection Fund (IEPF)	1	408472			408472	0.09	408472		408472	0.09
(g)	Resident Individuals holding nominal share capital up to Rs. 2 lakhs	117585	48005185			48005185	11.03	48005185		48005185	11.03
(h)	Resident Individuals holding nominal share capital in excess of Rs. 2 lakhs	296	47837375			47837375	10.99	47837375		47837375	10.99
(i)	Non Resident Indians (NRIs)	700	4126810			4126810	0.95	4126810		4126810	0.95
(k)	Foreign Companies	2	22			22	0	22		22	0
(l)	Bodies Corporate	427	91767493			91767493	21.09	91767493		91767493	21.09
(m)	Any Other (specify)	54	5742787			5742787	1.32	5742787		5742787	1.32
Sub-Total (B)(4)		119065	197888144			197888144	45.47	197888144		197888144	45.47
Total Public Shareholding (B)=(B)(1)+(B)(2)+(B)(3)+(B)(4)		119077	217188344			217188344	49.91	217188344		217188344	49.91
C	Table IV - Statement showing shareholding pattern of the Non Promoter- Non Public shareholder										
Total ( A+B+C2 )		119088	435181170			435181170	100	435181170		435181170	100
Total (A+B+C )		119088	435181170			435181170	100	435181170		435181170	100





Table II - Statement showing shareholding pattern of the Promoter and Promoter Group												
Sr.	No. Of Shares Underlying Outstanding convertible securities (X)	No. of Shares Underlying Outstanding Warrants (Xi)	No. Of Shares Underlying Outstanding convertible securities and No. Of Warrants (Xi) (a)	Shareholding , as a % assuming full conversion of convertible securities ( as a percentage of diluted share capital) (XI)= (VII)+(X) As a % of (A+B+C2)	Number of Locked in shares (XII)		Number of Shares pledged or otherwise encumbered (XIII)		Number of equity shares held in dematerialized form (XIV)	Sub-categorization of shares		
					No. (a)	As a % of total Shares held (b)	No. (a)	As a % of total Shares held (b)		Sub-category (i)	Sub-category (ii)	Sub-category (iii)
A	Table II - Statement showing shareholding pattern of the Promoter and Promoter Group											
(1)	Indian											
(a)				44.26			43862000	22.77	192605834			
(d)				5.83			0	0	25386992			
Sub-Total (A) (1)				50.09			43862000	20.12	217992826			
(2)	Foreign											
Total Shareholding of Promoter and Promoter Group (A)= (A)(1)+(A)(2)				50.09			43862000	20.12	217992826			
B	Table III - Statement showing shareholding pattern of the Public shareholder											
(1)	Institutions (Domestic)											
(d)				0					20	0	0	0
(e)				0					4256	0	0	0
(i)				0.22					83955	0	0	0
Sub-Total (B) (1)				0.22					88231	0	0	0
(2)	Institutions (Foreign)											
(d)				4.11					17906258	0	0	0
(e)				0.1					420095	0	0	0
Sub-Total (B) (2)				4.21					18326353	0	0	0
(3)	Central Government / State Government(s)											
(a)				0					20	0	0	0
Sub-Total (B) (3)				0					20	0	0	0
(4)	Non-institutions											
(f)				0.09					408472	0	0	0
(g)				11.03					48005185	0	0	0
(h)				10.99					33309417	0	0	0
(i)				0.95					4126810	0	0	0
(k)				0					22	0	0	0
(l)				21.09					91767493	0	0	0
(m)				1.32					5742787	0	0	0
Sub-Total (B) (4)				45.47					183360186	0	0	0
Total Public Shareholding (B)=(B)(1)+(B)(2)+(B)(3)+(B)(4)				49.91					201774790	0	0	0
C	Table IV - Statement showing shareholding pattern of the Non Promoter- Non Public shareholder											
Total ( A+B+C )				100					419767616			
Total (A+B+C )				100			43862000	10.08	419767616			




Individuals/Hindu undivided Family							
Serial No.	1	2	3	4	5	6	7
Name of the Shareholders (I)	PRADEEP KUMAR JAIN	PRADEEP KUMAR JAIN & SONS (HUF)	NUTAN JAIN	NEELAM JAIN	SANJEEV KUMAR JAIN	LATE SHRI SHEETAL PRASAD JAIN	RAJEEV JAIN
PAN (II)	AEHPJ6194D	AAFHP8013H	ACBPJ9940M	AAEPJ3797R	AEHPJ6244G	AGWPJ4244K	AEDPJ4758B
No. of fully paid up equity shares held (IV)	37704683	71618926	44855111	24000	21600	21600	16000
No. Of Partly paid-up equity shares held (V)							
No. Of shares underlying Depository Receipts (VI)							
Total nos. shares held (VII) = (IV)+ (V)+ (VI)	37704683	71618926	44855111	24000	21600	21600	16000
Shareholding as a % of total no. of shares (calculated as per SCRR, 1957) (VIII) As a % of (A+B+C2)	8.66	16.46	10.31	0.01	0	0	0
Number of Voting Rights held in each class of securities (IX)							
Class eg:X	37704683	71618926	44855111	24000	21600	21600	16000
Class eg:y							
Total	37704683	71618926	44855111	24000	21600	21600	16000
Total as a % of Total Voting rights	8.66	16.46	10.31	0.01	0	0	0
No. Of Shares Underlying Outstanding convertible securities (X)							
No. of Shares Underlying Outstanding Warrants (Xi)							
No. Of Shares Underlying Outstanding convertible securities and No. Of Warrants (Xi) (a)							
Shareholding , as a % assuming full conversion of convertible securities (as a percentage of diluted share capital) (XI)= (VII)+(Xi)(a) As a % of (A+B+C2)	8.66	16.46	10.31	0.01	0	0	0
Number of Locked in shares (XII)							
No. (a)							
As a % of total Shares held (b)							
Number of Shares pledged or otherwise encumbered (XIII)							
No. (a)	36952000	6910000	0	0	0	0	0
As a % of total Shares held (b)	98	9.65	0	0	0	0	0
Number of equity shares held in dematerialized form (XIV)	37704683	71618926	44855111	24000	21600	21600	16000
Reason for not providing PAN							
Reason for not providing PAN							
Shareholder type	Promoter	Promoter	Promoter	Promoter Group	Promoter Group	Promoter Group	Promoter Group





Individuals/Hindu undivided Family				
Searial No.	8	9	10	
Name of the Shareholders (I)	NEHA JAIN	PRANAV JAIN	AJAY KUMAR JAIN	<a href="#">Click here to go back</a>
PAN (II)	ATHPJ8393D	AZTPJ8928J	ACDPJ3685K	Total
No. of fully paid up equity shares held (IV)	18100000	20100000	143914	192605834
No. Of Partly paid-up equity shares held (V)				
No. Of shares underlying Depository Receipts (VI)				
Total nos. shares held (VII) = (IV)+ (V)+ (VI)	18100000	20100000	143914	192605834
Shareholding as a % of total no. of shares (calculated as per SCRR, 1957) (VIII) As a % of (A+B+C2)	4.16	4.62	0.03	44.26
Number of Voting Rights held in each class of securities (IX)				
Class eg:X	18100000	20100000	143914	192605834
Class eg:y				
Total	18100000	20100000	143914	192605834
Total as a % of Total Voting rights	4.16	4.62	0.03	44.26
No. Of Shares Underlying Outstanding convertible securities (X)				
No. of Shares Underlying Outstanding Warrants (Xi)				
No. Of Shares Underlying Outstanding convertible securities and No. Of Warrants (Xi) (a)				
Shareholding , as a % assuming full conversion of convertible securities (as a percentage of diluted share capital) (XI)= (VII)+(Xi)(a) As a % of (A+B+C2)	4.16	4.62	0.03	44.26
Number of Locked in shares (XII)				
No. (a)				
As a % of total Shares held (b)				
Number of Shares pledged or otherwise encumbered (XIII)				
No. (a)	0	0	0	43862000
As a % of total Shares held (b)	0	0	0	22.77
Number of equity shares held in dematerialized form (XIV)	18100000	20100000	143914	192605834
Reason for not providing PAN				
Reason for not providing PAN				
Shareholder type	Promoter Group	Promoter Group	Promoter Group	

Any Other (specify)		
Serial No.	1	
Category	Bodies Corporate	<a href="#">Click here to go back</a>
Name of the Shareholders (I)	PARASNATH AND ASSOCIATES PRIVATE LIMITED	
PAN (II)	AAACP0061B	Total
No. of the Shareholders (I)	1	1
No. of fully paid up equity shares held (IV)	25386992	25386992
No. Of Partly paid-up equity shares held (V)		
No. Of shares underlying Depository Receipts (VI)		
Total nos. shares held (VII) = (IV)+ (V)+ (VI)	25386992	25386992
Shareholding as a % of total no. of shares (calculated as per SCRR, 1957) (VIII) As a % of (A+B+C2)	5.83	5.83
Number of Voting Rights held in each class of securities (IX)		
Class eg: X	25386992	25386992
Class eg:y		
Total	25386992	25386992
Total as a % of Total Voting rights	5.83	5.83
No. Of Shares Underlying Outstanding convertible securities (X)		
No. of Shares Underlying Outstanding Warrants (Xi)		
No. Of Shares Underlying Outstanding convertible securities and No. Of Warrants (Xi) (a)		
Shareholding , as a % assuming full conversion of convertible securities (as a percentage of diluted share capital) (XI)= (VII)+(X) As a % of (A+B+C2)	5.83	5.83
Number of Locked in shares (XII)		
No. (a)		
As a % of total Shares held (b)		
Number of Shares pledged or otherwise encumbered (XIII)		
No. (a)	0	0
As a % of total Shares held (b)	0	0
Number of equity shares held in dematerialized form (XIV)	25386992	25386992
Reason for not providing PAN		

Reason for not providing PAN		
Shareholder type	Promoter	



Foreign Portfolio Investors Category I		
Serial No.	1	
Name of the Shareholders (I)	LEADING LIGHT FUND VCC - THE TRIUMPH FUND	<a href="#">Click here to go back</a>
PAN (II)	AAFCL1795F	Total
No. of fully paid up equity shares held (IV)	17400000	17400000
No. Of Partly paid-up equity shares held (V)		
No. Of shares underlying Depository Receipts (VI)		
Total nos. shares held (VII) = (IV)+ (V)+ (VI)	17400000	17400000
Shareholding as a % of total no. of shares (calculated as per SCRR, 1957) (VIII) As a % of (A+B+C2)	4	4
Number of Voting Rights held in each class of securities (IX)		
Class eg: X	17400000	17400000
Class eg:y		
Total	17400000	17400000
Total as a % of Total Voting rights	4	4
No. Of Shares Underlying Outstanding convertible securities (X)		
No. of Shares Underlying Outstanding Warrants (Xi)		
No. Of Shares Underlying Outstanding convertible securities and No. Of Warrants (Xi) (a)		
Shareholding , as a % assuming full conversion of convertible securities (as a percentage of diluted share capital) (XI)= (VII)+(X) As a % of (A+B+C2)	4	4
Number of Locked in shares (XII)		
No. (a)		
As a % of total Shares held (b)		
Number of equity shares held in dematerialized form (XIV)	17400000	17400000
Reason for not providing PAN		
Reason for not providing PAN		
Sub-categorization of shares		
Shareholding (No. of shares) under		
Sub-category (i)	0	0
Sub-category (ii)	0	0
Sub-category (iii)	0	0

<b>Bodies Corporate</b>			
Serial No.	1	2	
Name of the Shareholders (I)	BAHUBALI PROPERTIES LIMITED	IDBI TRUSTEESHIP SERVICES LIMITED	<a href="#">Click here to go back</a>
PAN (II)	AACB1061G	AAACI8912J	Total
No. of fully paid up equity shares held (IV)	9668459	47628000	57296459
No. Of Partly paid-up equity shares held (V)			
No. Of shares underlying Depository Receipts (VI)			
Total nos. shares held (VII) = (IV)+ (V)+ (VI)	9668459	47628000	57296459
Shareholding as a % of total no. of shares (calculated as per SCRR, 1957) (VIII) As a % of (A+B+C2)	2.22	10.94	13.17
<b>Number of Voting Rights held in each class of securities (IX)</b>			
Class eg: X	9668459	47628000	57296459
Class eg:y			
Total	9668459	47628000	57296459
Total as a % of Total Voting rights	2.22	10.94	13.17
No. Of Shares Underlying Outstanding convertible securities (X)			
No. of Shares Underlying Outstanding Warrants (Xi)			
No. Of Shares Underlying Outstanding convertible securities and No. Of Warrants (Xi) (a)			
Shareholding , as a % assuming full conversion of convertible securities (as a percentage of diluted share capital) (XI)= (VII)+(X) As a % of (A+B+C2)	2.22	10.94	13.17
<b>Number of Locked in shares (XII)</b>			
No. (a)			
As a % of total Shares held (b)			
Number of equity shares held in dematerialized form (XIV)	9668459	47628000	57296459
<b>Reason for not providing PAN</b>			
Reason for not providing PAN			
<b>Sub-categorization of shares</b>			
<b>Shareholding (No. of shares) under</b>			
Sub-category (i)	0	0	0
Sub-category (ii)	0	0	0
Sub-category (iii)	0	0	0

Any Other (specify)			
Serial No.	1	2	
Category	Trusts	Clearing Members	
Category / More than 1 percentage	Category	Category	
Name of the Shareholders (I)			<a href="#">Click here to go back</a>
PAN (II)			Total
No. of the Shareholders (I)	5	49	54
No. of fully paid up equity shares held (IV)	468	5742319	5742787
No. Of Partly paid-up equity shares held (V)			
No. Of shares underlying Depository Receipts (VI)			
Total nos. shares held (VII) = (IV)+ (V)+ (VI)	468	5742319	5742787
Shareholding as a % of total no. of shares (calculated as per SCRR, 1957) (VIII) As a % of (A+B+C2)	0	1.32	1.32
Number of Voting Rights held in each class of securities (IX)			
Class eg: X	468	5742319	5742787
Class eg:y			
Total	468	5742319	5742787
Total as a % of Total Voting rights	0	1.32	1.32
No. Of Shares Underlying Outstanding convertible securities (X)			
No. of Shares Underlying Outstanding Warrants (Xi)			
No. Of Shares Underlying Outstanding convertible securities and No. Of Warrants (Xi) (a)			
Shareholding , as a % assuming full conversion of convertible securities (as a percentage of diluted share capital) (XI)= (VII)+(X) As a % of (A+B+C2)	0	1.32	1.32
Number of Locked in shares (XII)			
No. (a)			
As a % of total Shares held (b)			
Number of equity shares held in dematerialized form (XIV)	468	5742319	5742787
Reason for not providing PAN			
Reason for not providing PAN			
Sub-categorization of shares			
Shareholding (No. of shares) under			



Sub-category (i)	0	0	0
Sub-category (ii)	0	0	0
Sub-category (iii)	0	0	0



significant beneficial owners													
Sr. No.	Details of the SBO					Details of the registered owner					Details of holding/ exercise of the reporting company, whether		
	Name	PAN	Passport No. in case of a foreign national	Nationality	Nationality (Applicable in case of Any other is selected)	Name	PAN	Passport No. in case of a foreign national	Nationality	Nationality (Applicable in case of Any other is selected)	Whether by virtue of:		
											Shares	Voting rights	Rights on distributable dividend or any other distribution
1	PRADEEP KUMAR JAIN	AEHPJ6194D		India		PRADEEP KUMAR JAIN & SONS (HUF)	AAFHP8013H		India		20.96	20.96	20.96
2	PRADEEP KUMAR JAIN	AEHPJ6194D		India		PARDEEP KUMAR JAIN	AEHPJ6194D		India		14.21	14.21	14.21
<b>Total:</b>											<b>35.17</b>	<b>35.17</b>	<b>35.17</b>
3	PRANAV JAIN	AZTPJ8928J		India		PARASNATH AND ASSOCIATES PRIVATE LIMITED	AAACP0061B		India		10.84	10.84	10.84
4	PRANAV JAIN	AZTPJ8928J		India		PRANAV JAIN	AZPTJ8928J		India		4.85	4.85	4.85
<b>Total:</b>											<b>15.69</b>	<b>15.69</b>	<b>15.69</b>

